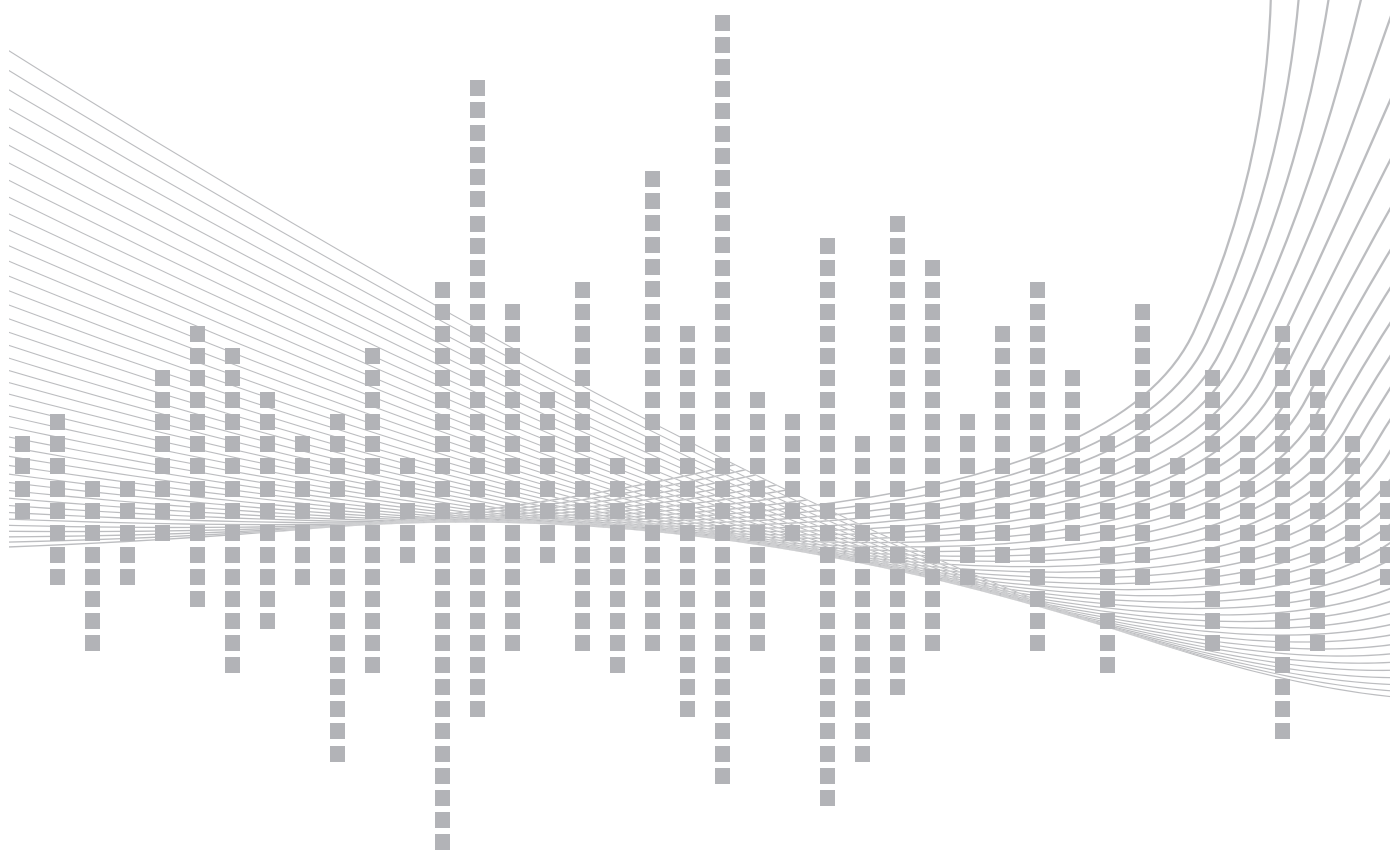



Caché

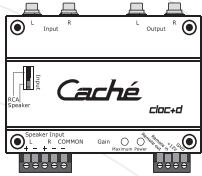




AUDIO INTEGRATION SOLUTIONS



All *Cache* Products Feature:

- Panel mount RCA's
- 2% Polystyrene caps
- 5% Metal Film Resistors
- Removable aluminum top cover for easy adjustment
- 50 ohm output impedance
- Minimum 8V RMS output
- 20K ohm input impedance




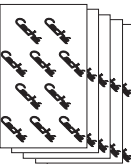
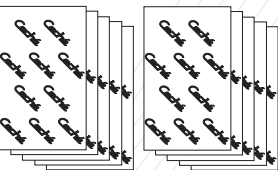


Model	Description
<p><i>clac+d</i></p> 	<p>2 Channel LOC Line Driver Clip/Max signal indicator Auto signal sensing Remote output trigger 10V RMS outputs (H) 1" X (W) 2.5" X (L) 3.5"</p>
<p><i>coe6</i></p> 	<p>6 channel LOC Summing capability for all inputs to all outputs Remote level control Auto signal sensing Remote output trigger 8V RMS outputs (H) 1.25" X (W) 5.25" X (L) 8.75"</p>
<p><i>coe8</i></p> 	<p>8 channel LOC Auxiliary input Summing capability for all inputs to one output Remote level control Auto signal sensing Remote output trigger 8V RMS output (H) 1.25" X (W) 5.375" X (L) 10.375"</p>
<p><i>ceX</i></p> 	<p>2/3 way fully electronic crossover 12dB per octave slope 12dB bass boost Band pass capability Remote sub level control (H) 1.625" X (W) 5.25" X (L) 8.375"</p>
<p><i>cbr</i></p> 	<p>Bass restoration processor Clip/Max signal indicator Sub-sonic filter Remote control adjusts both level and subsonic filter (H) 1.25" X (W) 5.25" X (L) 7.875"</p>



Caché Mat

- Eliminates Road Noise
- Quiets Vibrations
- Stops Rattles
- Increases SPL
- Reduces Heat
- Simple To Install
- Easy To Form Aluminum

Model	Description	
CVM		Versa Kit One 18"x32" sheet
CSM		Speaker Kit Two 10"x10" sheets
CDM		Door Kit Four 12"x36" sheets
CTM		Trunk Kit Five 18"x32" sheets
CBM		Bulk Kit Ten 18"x32" sheets